

Salon SERVE®

SEQ346

Mini Hot Towel Cabinet

User Manual

Welcome to your new SEQ346 Mini Hot Towel Cabinet
Please read the user manual carefully before using the product.



Salonserve Careline: 01933 410 022

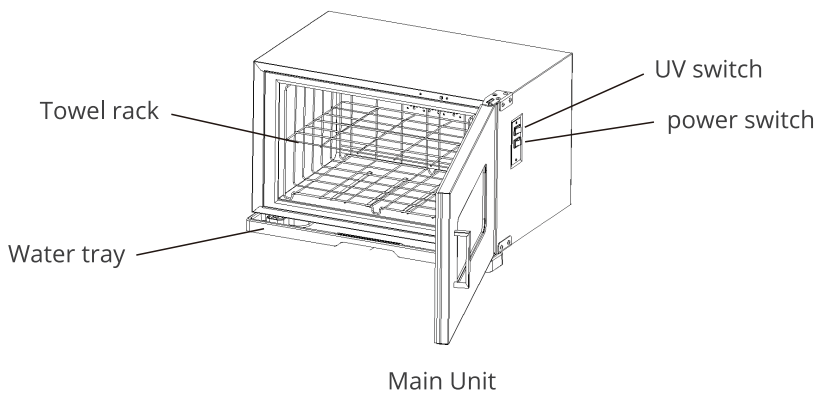
About This Manual

This manual should only be used for the reference of operation of this particular model. If the manual is used for other purposes, Salonserve will not undertake any according consequences and responsibility. All information of this manual shall be protected by copyright and shall not be copied and translated in any part of this specification without the written consent of manufacturer.

Safety Guidance

To ensure correct and safe use of this product, please read all of the instructions before use. Please follow all safety precautions.

	Warning!	<p>Indicates a potential dangerous situation that, if not avoided, could result in serious loss of life.</p> <ul style="list-style-type: none">• Do not use this product under the following conditions: when the power cord or plug is damaged or gets hot; when the plug in the power socket comes loose.• Do not use wet hands to plug and unplug power cord connectors and use this product.• Please make sure that the working voltage of this product conforms to its rated voltage.• Before use, make sure that the power plug and the power cord connector are fully plugged in, so as not to cause danger.• When not using this product, please turn off the power and pull out the plug.• Please regularly clean the dust accumulated on the power plug and power cord connector to avoid failure of insulation caused by moisture, dust and other factors.• Be sure to use the special power cord assembly for this product. Do not use the power cord assembly on any other appliance.• Do not wrap the power cord around the product, otherwise it may distort and malfunction the power cord.• Keep out of reach of children. Do not allow children to use this product.• Please do not modify, disassemble or repair this product by yourself. If you need to repair it, please contact the manufacturer, agent or professional maintenance personnel to check and repair it, so as not to cause danger.• Please contact distributor, service center or related personnel with appropriate skill and experience for repairing if the plug is damaged, in case of any danger.• If the power cord, plug, or glass door is damaged, please contact the manufacturer, agent or a person with relevant skills to replace it to avoid danger.• This product must be used in accordance with the inherent purpose stated in this manual, and accessories not recommended by the manufacturer must not be used.• This appliance is intended only for drying textiles washed in water.• If the supply cord is damaged, it must be replaced by the manufacturer, its service agent or similarly qualified persons in order to avoid a hazard.
	Attention!	<p>Represents a potentially dangerous situation which, if not avoided, can result in general injury to person.</p> <ul style="list-style-type: none">• Operators should pay special attention to the safety of personnel and equipment when using.• If the product is abnormal, please stop using it immediately and contact the manufacturer or dealer for relevant treatment.• This product and related accessories should be handled lightly.• Please properly handle the packaging bag of this product to avoid accidents such as asphyxiation of infants, and keep it out of reach of children.



Product Parameters

Product model	SEQ346	
Rated voltage / Frequency	AC 100-120V 或 AC 220-240V, 50/60Hz	
Power	164W (AC 100-120V) 164W (AC 220-240V)	
Inner capacity	7L	
Product size	33×27.6×22.6cm	
Package size	37.5×31×27cm	
Package contents	Main Unit × 1	
	Towel rack × 1	
	Water tray × 1	

◆ Operation Cautions



Warning!

- Do not put acidic or alkaline substances in this product.
- Do not move this product when it is live or working.
- Please do not open the cabinet door in working condition to prevent scalding.
- Do not use or store this product in an environment with acidic gas or humid air to avoid malfunction and danger.
- Do not use this product (such as alcohol, thinner, gasoline, nail polish remover, spray, etc.) near high-temperature and high-heat objects or near flammable objects.



Attention!

- When the product is working for a long time, there is a significant temperature rise.
- When using the UV function, the working time should be controlled within 1 to 2 hours, otherwise it will cause damage to the item due to being placed under the purple line for a long time.
- After each use of this product, you must turn off the power switch, take out the towel rack, and dry the water on the inner tank and door frame with a rag. If you do not use it for a long time, please unplug the power plug.
- If this product accidentally breaks the glass on the observation window during use, please turn off the power immediately and contact the manufacturer or agent for replacement. This glass is made through a special process, which can block ultraviolet rays and cannot be replaced by ordinary glass.

◆ Operation method

Operation procedure

- ① Plug in the power cord.
- ② Open the cabinet and place the wet towels neatly on the towel rack; close it and check whether the sealed magnetic strip between the door frame and the cabinet body is well sealed. After everything is in order, you can turn on the "POWER" button on the right side of the towel cabinet to start the heating device, and the host will start to heat up. When the temperature rises to 70 degrees, it will enter a constant temperature state; you can activate the "OZONE" ultraviolet rays according to your needs, and the towel cabinet will light up at this time. The purple-blue light indicates that the host enters the working state.
- ③ After every use, you need to clean the water in the drip tray: use your fingers to buckle the grip position of the drip tray and pull the drip tray out, then you can pull out the drip tray and clean the water in the tray. Push the tray back according to the pulled-out position to install the drip tray.

Instrument Maintenance

- After each use of this product, you must turn off the power switch, take out the towel rack, and dry the water in the inner tank and tray with a rag.
- Please unplug the power plug if not used for a long time.

Troubleshooting

The Fault	Reason	Solution
The main machine does not work or crashes.	1. No power.	1. Turn on the power.
	2. The power cord is not properly inserted or connected.	2. Plug or connect the power cord properly.
	3. Poor contact or burnt out of the circuit.	2. Contact the repair center or dealer to troubleshoot.
UV light bulb doesn't light up and inner case doesn't heat.	1. The UV OZONE switch is not turned on.	1. Switch the OZONE button on to turn on the UV function.
	2. The ultraviolet light tube burned out.	2. Replace the UV light tube.
	3. Switch inside door doesn't work	3. Adjust the screw or replace the switch

If problem is still not solved after above operations, please contact maintenance center or supplier to solve it.



Do not dispose of old or defective appliances in domestic garbage; this should only be done through public collection points.

▲ Please check the product specification before use. This manual is for reference only. Specifications are subject to change without prior notice.