

SalonSERVE®

SEQ939 Magnifying Lamp

Instruction Manual



Rated Voltage 220V/50HZ Rated

Power 22w

CE Registration No. ASZ091104030S

EMC Registration No. ASZ091109050E

Magnifying Lense : 3X 5X







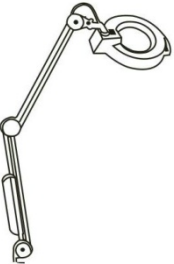
Salonservice Hair & Beauty Supplies
Lexicon House, Station Road,
Irthlingborough, Northants, NN9 5QF

01933 410 022
www.salonservice.com

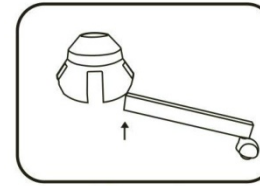
CE&EMC APPROVED



Part List

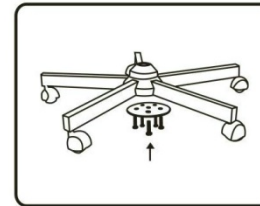
1.Base Clamp	2.Leg with wheel	3.Washer
1pc	5pcs	1pc
		
4.Small Bolts	5.Large Bolt	6.Supporting Pole
5pcs	1pc	1pc
		
7.Lamp with crane		
1set		
		

Installation



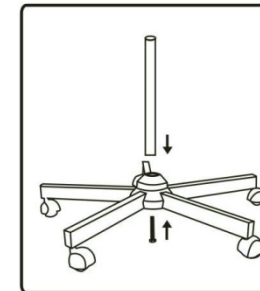
Step 1

Step 1.:
Insert the 5 legs with wheel into the base clamp.



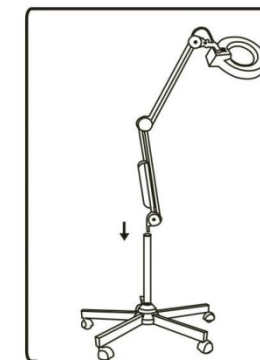
Step 2

Step 2.:
Use the washer and 5 small bolts to fasten the legs.



Step 3

Step 3.:
Insert the supporting pole into middle of the base, and fasten with the large bolt.



Step 4

Step 4.:
Insert the lamp with crane into the supporting pole.